



GWALIOR GLORY SCHOOL

HOLIDAY CIRCULAR 2026-27

NURSERY

Summer, Summer, I am so glad you are here !

Summer, Summer, Let's give a cheer !

Summer, Summer, It's time to have fun & Play !

Star gazing ! pillow fights ! making tents !

I have all these kind of days !



Dear Children & Parents,

Summer vacation is synonymous with **fun and frolic, relaxing days**. Going for **picnics !** Playing for **long hours !** Exploring **new places and much more...Dear Children** is lot more you can do to make your vacation more interesting. Get set ready to enjoy your vacation in some constructive way.

Here is an **ACTIVITY TREASURE BOX** for you.

TREASURE BOX

<p>Watch the Sunrise and Pray</p>	<p>"Make someone Happy" Our Guard, Maids & Sweepers</p>	<p>"Baking Time" Bake a yummy biscuit cake with mom</p>	<p>Enjoy "Mango Party" with your friends</p>	<p>Donate to Poor People</p>	<p>Enjoy Lemonade</p>
<p>Buy an "Earthen Piggy Bank" & save one coin each day</p>	<p>Watch Movie in a Tent</p>	<p>Play Board Games with Papa</p>	<p>Dance & Sing Together</p>	<p>Be Independent</p> <p>Learn Buttoning your Shirt.</p>	<p>Make and chase Bubbles</p>
<p>Learn 2 Action words through out the week</p>	<p>Good Manners Week</p>	<p>Serve your Family Members</p>	<p>Feed Dogs & Birds</p>	<p>Water The Plants</p>	<p>Go for Tricycle Ride</p>
<p>Paper Crumbling</p>	<p>BUILD YOUR MOTOR SKILLS</p>		<p>Sort Kidney Beans & Chick Peas</p>	<p>Om Chanting</p>	<p>Yoga Week (Do Yoga)</p>
<p>Boiled Potato Peeling</p>	<p>Arrange your Toy shelves</p>	<p>Sort Fruits & Vegetables</p>	<p>Learn to fold your Napkins</p>	<p>Memorize Parents Mobile Number</p>	<p>Shake your piggy bank and listen to the clinking sound.</p>
<p>Zumba Time</p>					

10th May 2026 Mother's day

Cherish and recall your childhood memories with your child (your friends, school time etc) and click one memorable selfie.



I am the Hero of my child;

Visit the community buildings (Hospital, ATM, Park), with your Child on 18th June'26. Let them explore & enjoy your company.



“Dates to remember”

INTERNATIONAL YOGA DAY

21st June 2026

DO YOGA AT HOME WITH THESE EASY POSES:-

PADMASANA



COBRA POSE



BUTTERFLY POSE



TREE POSE



Things Required :-

- Yoga Mat
- T-shirt
- Lower / Track Pant !

Note :- Kindly send 2 or 3 photos of different yoga pose to your class teacher.



Yummy Oreo shake with Icecream

Ingredient :

1 Pkt Oreo Biscuit, 4 tsp. Chocolate Syrup, 1 Cup Milk, 2 Cups Vanilla Ice Cream.

Method -

Step 1 - Put one tsp chocolate syrup into each 4 glasses.

Step 2 - Break 4 oreo cookies & set aside

Step 3 - Crush remaining cookies in the blender, add Ice Cream & milk. Blend it with the help of your mummy.

Step 4 - Pour into prepared glasses. Top with chopped cookies & serve.

Wash ! Wash ! Wash Your Toys

Give a small tub filled with soapy water and plastic non electronic toys to wash & clean under your guidance & observation.



Learning Hub : -

- Do the given worksheets.
- Use **crayons for tracing**. Do **not use pencil** as it affects the **tender finger muscle** development of the children.
- Click a beautiful **FAMILY PICTURE** & bring along in July for class activity.
- Focus more on identification of things around you.

SUMMER BREAK -

1st May to 4th July 2026

School Reopens - Monday, 6th July 2026



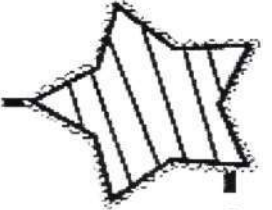
Name : _____

Date : _____


Worksheet : Summer Leisure Time

ALL ABOUT ME!

My name is _____




I am _____



My name starts with _____

years old

My favorite color is _____



I am a...



boy



girl







Name : _____

Date : _____

Worksheet : Summer Leisure Time

TRACE THE LINES IN EACH ROW.



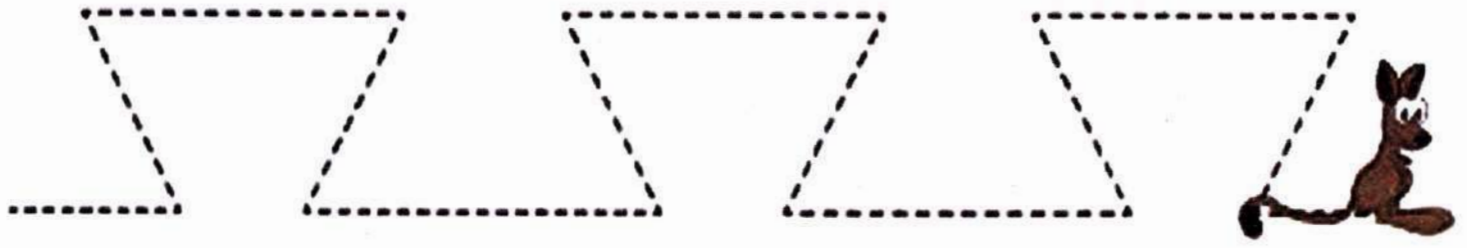


Name : _____

Date : _____

Worksheet : Summer Leisure Time

Trace the line on each pattern.









Name : _____

Date : _____

Worksheet : Summer Leisure Time

Draw a line to the matching pictures.





Name : _____

Date : _____

Worksheet : Summer Leisure Time

Follow the colour code and colour all circles !



Green



Orange






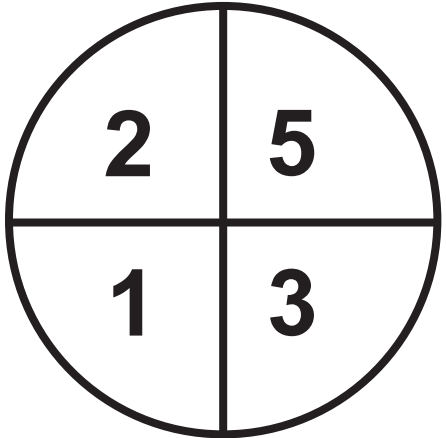
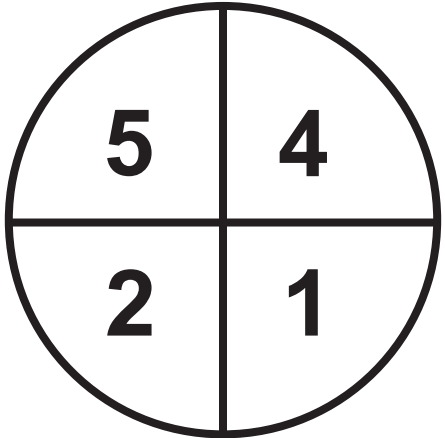
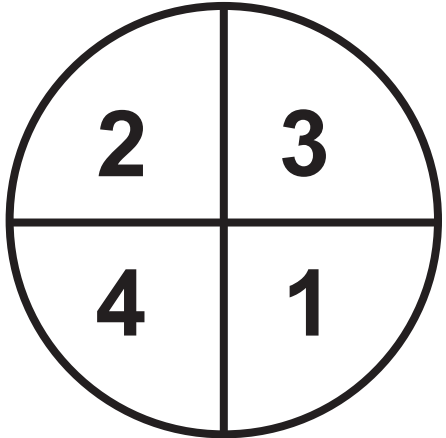
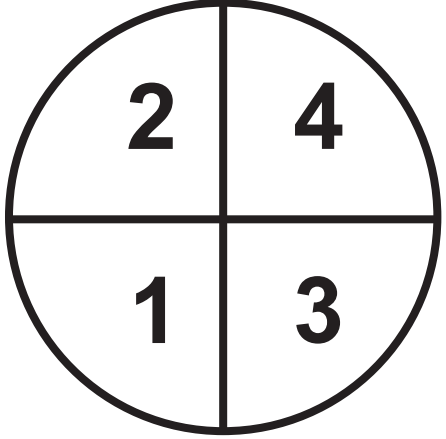
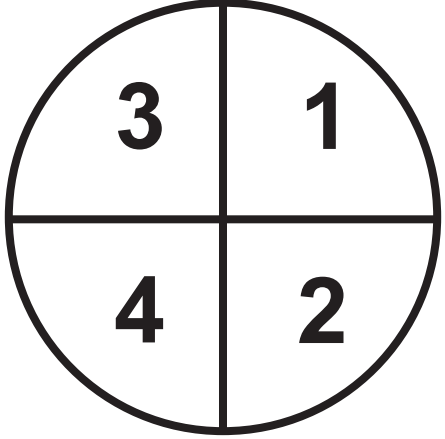

Pink



Red



Yellow





Name : _____

Date : _____

Worksheet : Summer Leisure Time

Big or Small ? - Colour the Small object blue and big object red.

